

Assembly of other products using:
 Body/contact assemblies: see page 74
 Accessories: see page 88






Control and signaling units



















Harmony XB4, metal

Key switches

Key no. 455, 421E, 458A, 520E, and 3131A


Key switches ^{(1) (2)}						
Screw clamp terminal connections (Schneider Electric anti-loosening system)						
Shape of head	Type of operator	Type of contact		Positions		Reference
		NO	NC	Number	Type	

Complete units							
	Key switch with key no. 455	1	-	2-position 90°	Stay put	 XB4BG21 (ZB4BZ101 + ZB4BG2)	0.153/0.337
					Spring return to left	 XB4BG41 (ZB4BZ101 + ZB4BG4)	0.153/0.337
		2	-	3-position ± 45°	Stay put	 XB4BG03 (ZB4BZ103 + ZB4BG0)	0.153/0.337
						 XB4BG33 (ZB4BZ103 + ZB4BG3)	0.153/0.337

Heads only							
	Key switch with key no. 455 ⁽³⁾	1	-	2-position 90°	Stay put	 ZB4BG2	0.098/0.216
						 ZB4BG02	0.098/0.216
						 ZB4BG4	0.098/0.216
					Spring return from right to left	 ZB4BG6	0.098/0.216
				3-position ± 45°	Stay put	 ZB4BG0	0.098/0.216
						 ZB4BG03	0.098/0.216
						 ZB4BG04	0.098/0.216
						 ZB4BG3	0.098/0.216
				 ZB4BG5	0.098/0.216		
				 ZB4BG9	0.098/0.216		
				 ZB4BG09	0.098/0.216		
			Spring return from left to center	 ZB4BG1	0.098/0.216		
				 ZB4BG01	0.098/0.216		
			Spring return to center	 ZB4BG7	0.098/0.216		
			Spring return from right to center	 ZB4BG8	0.098/0.216		
				 ZB4BG05	0.098/0.216		
	 ZB4BG08	0.098/0.216					

Heads with black metal bezel

To order, add a 7 to the references selected from above. Example: **ZB4BG2** becomes **ZB4BG27**.

- (1) For recommended maximum number of contacts and sequence of contacts constituting the body (fixing collar and contact) associated with the head, see page 24.
- (2) The symbol  indicates key withdrawal position(s).
- (3) For specific keys, please contact our Customer Care Center.

